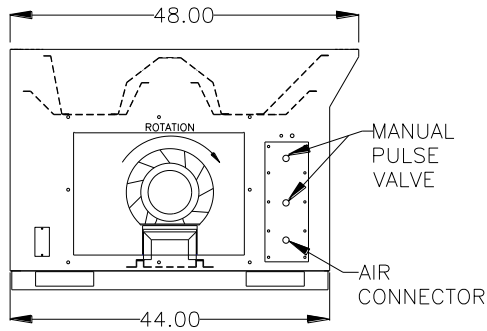


TOP VIEW



LEFT SIDE VIEW

(ELECTRICAL CONNECTION THIS END. EXACT LOCATION VARIES DEPENDING ON OPTIONS.)

NOTES:

ITEMS DESIGNATED AS ARE INCLUDED IN THIS PROPOSAL.

CONSTRUCTION: 10, 12, and 14 Gauge steel cabinet with Powder-Coat finish. Includes separate access covers for filters and removable dust tray, 11.88 sq. ft., heavy duty, 300 PSF rated steel grating (max. table loading 1500 lbs.; concentrated load 400 lbs.), baffled inlet spark trap, Vibra-Pulse[®] filter cleaning system, and a direct drive motor/blower assembly wired to junction box outside unit. Motor starters/disconnects NOT included.

WEIGHT: 850 lbs.

DOWNDRAFT VELOCITY: 200 FPM (3 HP)

250 FPM (5 HP)

AIRFLOW: 3000 CFM (3 HP)

3750 CFM (5 HP)

ELECTRICAL: 3 HP 208-230/460/3/60, 9.2-8.0/4.0 amps, std.

3 HP 230/1, 14.5 amps, opt.

5 HP 230/460/3/60, 12.0/6.0 amps, opt.

NOISE: 77 dBA (worker zone) / 81 dBA @ 5' (outlet area), std., 3 HP
 74 dBA (worker zone) / 78 dBA @ 5' (outlet area), silencer, 3 HP
 78 dBA (worker zone) / 80 dBA @ 5' (outlet area), silencer stack, opt., 5 HP

FIRE SUPPRESSION: Equipment provided by others.

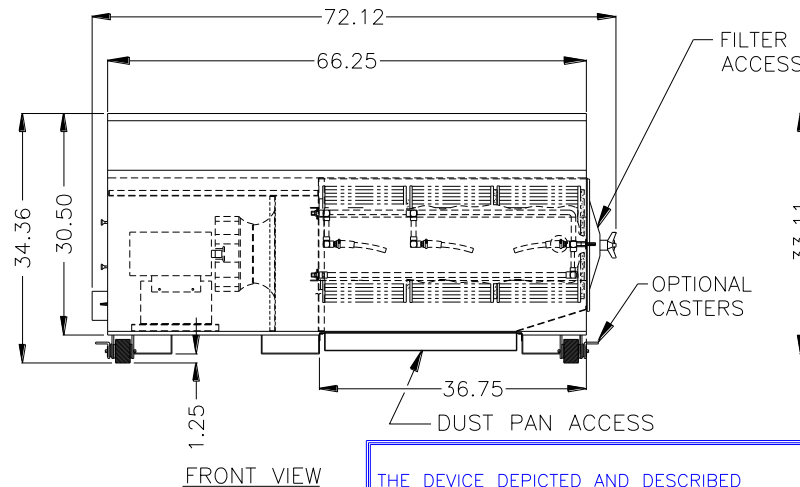
SPECIFICATIONS:

MAIN FILTERS: (6) 150 ft² Clean 2[®] filters, 16" Dia., std.
 (6) FiberDust[®] cartridges, opt.

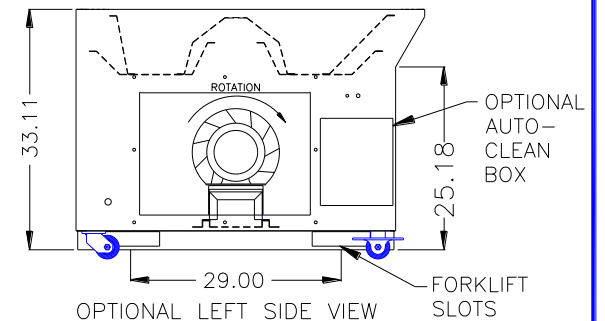
AFTER FILTERS: Extended Life HEPA option
 Extended Life DOP option

OTHER OPTIONS: Pressure gauge kit indicates filter changes
 Casters
 BF-1, Side shield option
 BF-2, Side shield option (24" center divider)
 BF-3, Hood option
 Fiberglass grating
 Aluminum grating
 PVC coated grating
 Heavy duty grate, 1.5 x .25 bars, 1032 lbs. concentrated load. Max table load, 2000 lbs.
 Auto-Clean System
 Silencer, with or without stack collar

SPECIAL NOTES: Compressed air filter provided by others.



FRONT VIEW



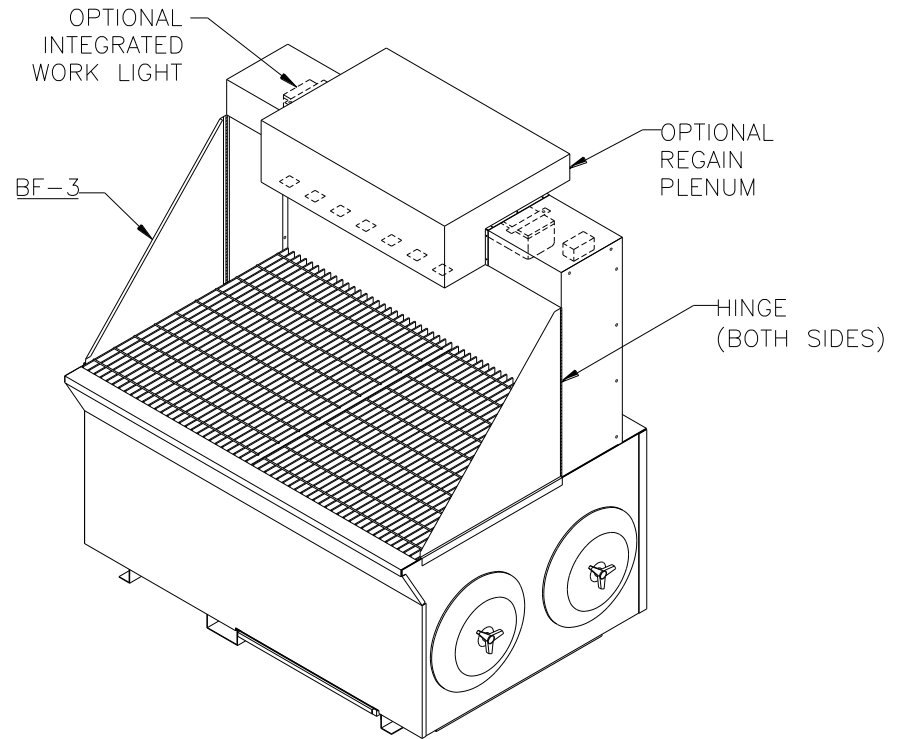
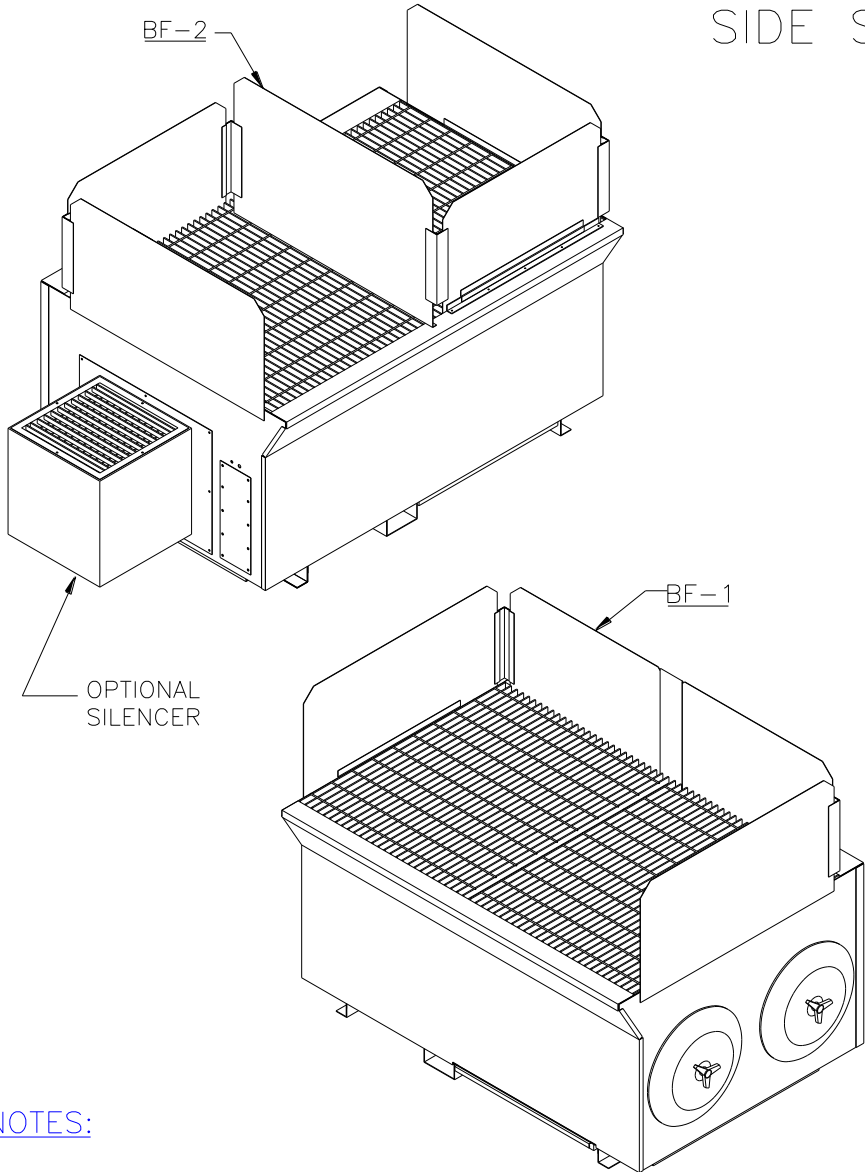
OPTIONAL LEFT SIDE VIEW

THE DEVICE DEPICTED AND DESCRIBED HEREON EMBODIES PROPRIETARY INFORMATION OWNED BY AIRFLOW SYSTEMS, INC. ALL DESIGN, MANUFACTURING, REPRODUCTION, SALES, AND PATENT RIGHTS REGARDING THIS DEVICE OR DRAWING ARE RESERVED EXCEPT WHERE EXPLICIT RIGHT IS GRANTED IN WRITING.

Diversified Air Systems, Inc.
Phone: 800-264-8958

DRAWN BY TB	TITLE MODEL DT-3000v2
DATE 11-5-08	PAGE 1 OF 3
SCALE	DRAWING NO.: DT30v2 (54-4517/C)

SIDE SHIELD OPTIONS



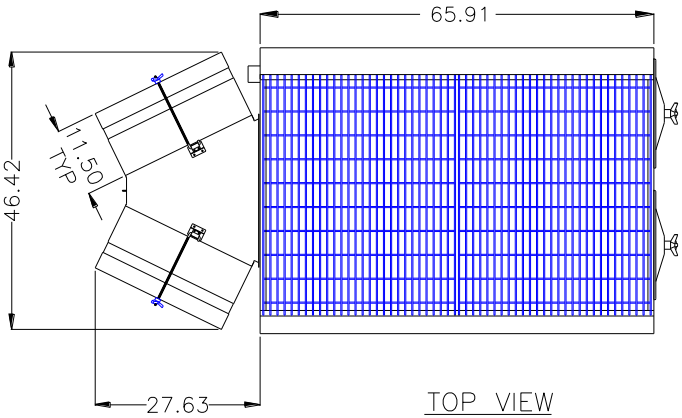
NOTES:

THE DEVICE DEPICTED AND DESCRIBED HEREON EMBODIES PROPRIETARY INFORMATION OWNED BY AIRFLOW SYSTEMS, INC. ALL DESIGN, MANUFACTURING, REPRODUCTION, SALES, AND PATENT RIGHTS REGARDING THIS DEVICE OR DRAWING ARE RESERVED EXCEPT WHERE EXPLICIT RIGHT IS GRANTED IN WRITING.

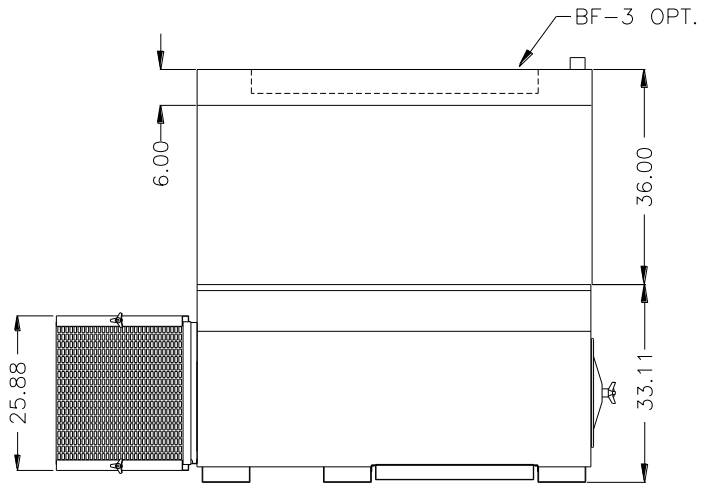
Diversified Air Systems, Inc.
Phone: 800-264-8958

DRAWN BY TB	TITLE MODEL DT-3000v2
DATE 11-5-08	PAGE 2 OF 3
SCALE	DRAWING NO.: DT30v2 (54-4517/C)

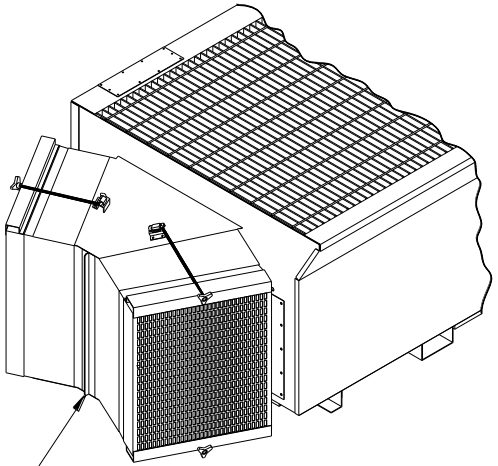
EXTERNAL HEPA OPTION



TOP VIEW



FRONT VIEW



EXTENDED LIFE HEPA

NOTES:

THE DEVICE DEPICTED AND DESCRIBED HEREON EMBODIES PROPRIETARY INFORMATION OWNED BY AIRFLOW SYSTEMS, INC. ALL DESIGN, MANUFACTURING, REPRODUCTION, SALES, AND PATENT RIGHTS REGARDING THIS DEVICE OR DRAWING ARE RESERVED EXCEPT WHERE EXPLICIT RIGHT IS GRANTED IN WRITING.		Diversified Air Systems, Inc. Phone: 800-264-8958	
DRAWN BY TB	DATE 11-5-08	TITLE MODEL DT3000v2 PAGE 3 OF 3	DRAWING NO.: DT30v2 (54-4517/C)
SCALE			