



Shown With Optional
Positioner Arm

Dimensions

Width:	32.00"
Height:	29.00"
Depth:	14.00"

Options

- **Pressure Gauge Kit:**
Indicates when filters require cleaning.
- **Chevron® Mist Eliminator:**
Effectively removes moisture; improves filtration effectiveness and extends filter life.
- **DOP/Heavy Smoke Filter:**
Provides 95% efficiency.
- **Hanging Kit:**
For ceiling mount.
- **Slotted Hood.**
- **Positioner Arm:**
Self-supported positioner arm in 5-ft. and 8-ft. lengths.
- **.75 HP High Pressure Motor:**
Raises air flow to 600 CFM.

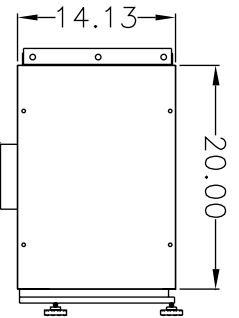
Mist-Pac Mist Collector

Features & Benefits

- **High capacity source capture:**
Simplifies OSHA compliance.
- **Standard 115V operation:**
Low-cost energy requirements.
- **Non-electrostatic operation:**
High reliability, low maintenance.
- **Ultra-Seal® filter mounting:**
Eliminates contaminant bypass of filters.
- **Vertical design with small footprint:**
Eases installation, aids draining.
- **Built-in silencer.**
For quiet operation.
- **Direct-drive blower:**
Greater reliability, no belts or pulleys to replace.

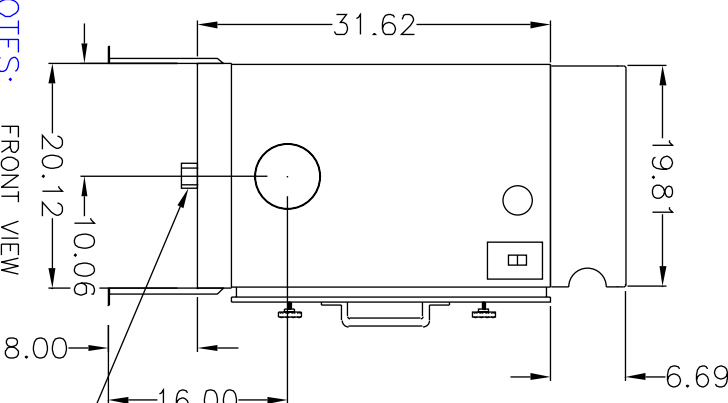
Specifications

- **Construction:**
18 ga. steel, cabinet coated with oil resistant paint
- **Blower Pkgs (HP):**
.50, .75
- **Noise Level (dBA):**
.50 HP - 65
.75 HP - 68
- **Electrical:**
.50 HP - 115V, std, 7.4 amps.
.50 HP - 220/1/50, 3.8 amps.
.75 HP - 115/1/60, 10 amps.
- **Nominal CFM (in.):**
450/600, 60 Hz
450, 50 Hz
- **Weight (lbs.):**
108



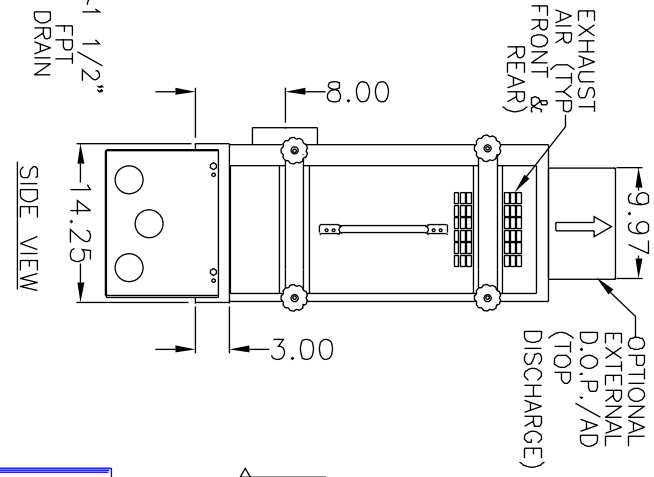
5.88" O.D. INLET COLLAR FOR INDUSTRY STD. DUCT SIZE

TOP VIEW

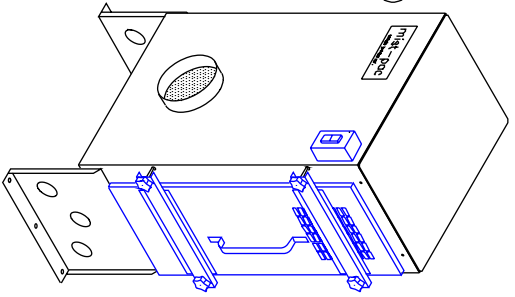


FRONT VIEW

NOTES: Items designated as are included in this proposal



SIDE VIEW



SPECIFICATIONS:

CONSTRUCTION: 18 Gauge steel cabinet finished with 2 part chemical and oil resistant paint. Includes Ultra-Seal™ filter mounting system, a 3" sump with drain, side access filter door, built in source capture plenum with 6" inlet collar, brackets for base mount or rod hanging of unit, built in exhaust silencer, on-off switch, and 6" power cord (115v). 3 phase units wire to junction box. Circuit and motor overload protection by others.

WEIGHT: 108 lbs.

AIRFLOW: 450 CFM
600 CFM, (3/4 HP Motor and Chevron opt).

ELECTRICAL: 1/2 HP, 115/1/60, 7.4 amps, std.
 1/2-1/3 HP, 460/1/50/60, 1.6/1.1 amps, opt.
 3/4 HP, 110/220/1/50, 9.8/4.9 amps, opt.
 3/4 HP, 208-230/460/3/60, 2.7-2.6/1.3 amps, opt.

NOISE: 65 / 68 dbA

FILTER SEAL: Ultra-Seal™ with positive sealing filter locking mechanism for all main filters, HEPA filter and adsorber modules (when used). Slide in tracks shall be used for prefilters only.

PREFILTERS:

- (1) 2" impingement, std.
- (1) 1" aluminum mesh, std.
- (1) 4" Chevron™ mist eliminator, opt.
- (1) 2" mesh, opt.

MAIN FILTERS:

- (1) 95% cartridge, std.
- (1) 99.97% HEPA, opt.
- (1) 95% D.O.P., opt.

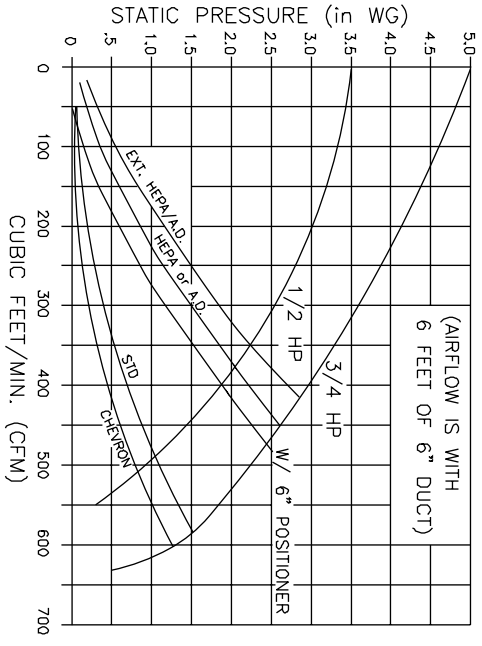
AD OPTION:

- Includes 2" pleated prefilter, 1" mesh filter, 6" deep v-bank refillable adsorber module, 12 lb. capacity.

OTHER OPTIONS:

- Pressure gauge kit indicates filter changes.
- Self-supported 5' or 8' long x 6" dia. Positioner Arm
- External D.O.P. or AD (top discharge)
- Slotted inlet (Backdraft Hood)
- Drain trap

PERFORMANCE CURVES



THE DEVICE DEPICTED AND DESCRIBED HEREON EMBODIES PROPRIETARY INFORMATION OWNED BY AIRFLOW SYSTEMS, INC. ALL DESIGN, MANUFACTURING, REPRODUCTION, SALES, AND PATENT RIGHTS REGARDING THIS DEVICE OR DRAWING ARE RESERVED EXCEPT WHERE EXPLICIT RIGHT IS GRANTED IN WRITING.

Diversified Air Systems, Inc.
Phone: 800-264-8958

DRAWN BY CB	TITLE MIST-PAC / MODEL 65
DATE 1-20-99	DRAWING NO.: MSTPCSPC (64-1977/G)
SCALE	