

# MPH1.5



## Options

### Pressure Gauge Kit:

Monitors air pressure at inlet for reduced static pressure; indicates need for filter cleaning, ensures optimum energy efficiency.

### Ceiling-hung Mounting Kit:

Easily suspend unit above machine tools where machine-top mounting is unavailable.

### 10-inch Lift Kit:

Provides clearance for inlet ducting; simplifies access for maintenance operations.

## Features & Benefits

### Up to 95% Collection Efficiency:

MERV 14 rated, rigid-style, washable cartridge filter; reduces filter replacement costs, improves operating efficiency.

### Sealed Cabinet Construction:

18 gauge steel, seam-sealed cabinet, eliminates contaminant escape common with stitch-welded or bolt-on panel designs.

### Ultra-Seal<sup>®</sup> Filter Placement System:

Ensures quick and accurate filter replacement; eliminates contaminant bypass of filters, reduces equipment and facility maintenance.

### Low-profile Cabinet Design:

Machine-top orientation enables installation directly above the machine tool—even in low ceiling applications; saves floor space.

### Superior Liquid Drainage:

4-inch bottom inlet allows for 24-hour, 7-day operation with no need for manual handling of collected liquids.

### Backward-Inclined Blower:

Energy-efficient; superior air flow, low horsepower requirement, higher static pressure operation; acoustically-lined blower cabinet.

## Specifications

### Construction:

18 gauge, welded steel cabinet; powder coated finish.

### Blower Packages:

Motorized, Backward-inclined impeller

### Noise Level (dBA):

64

### Electrical:

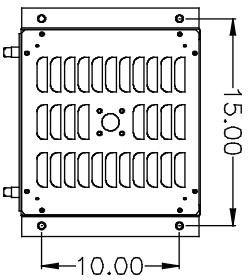
110/1/60, 200 watts, 1.65 amps

### Nominal Air Flow (CFM):

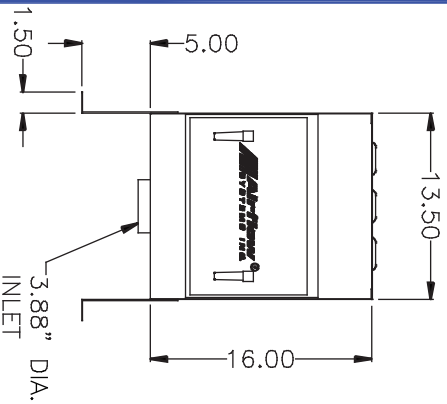
150

### Weight (lbs.):

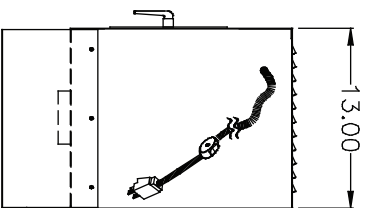
32



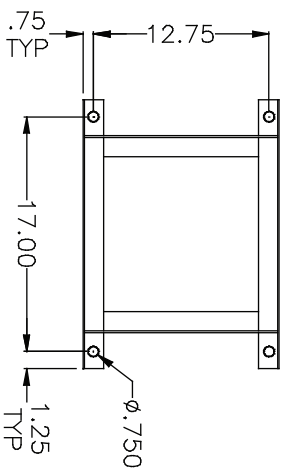
TOP VIEW



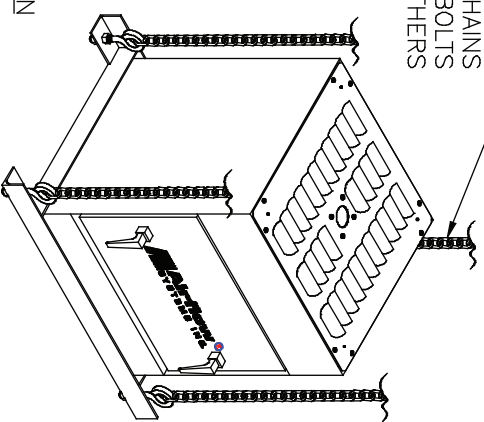
FRONT VIEW



SIDE VIEW



SUSPENSION MOUNT OPTION



THREADED ROD AND/OR CHAINS AND EYEBOLTS BY OTHERS

**SPECIFICATIONS:**

**CONSTRUCTION:**

18 Gauge welded steel cabinet with Powder-Coat finish. Unit includes filter access door on front, Ultra-Seal® cam-lock filter mounting system, an acoustically lined motorized B.I. impeller compartment with access panel, a bottom 4" inlet collar, and an 8' power cord with switch. Circuit and motor overload protection by others.

**WEIGHT:**

32 lbs.

**AIRFLOW:**

150 CFM

**NOISE:**

64 dBA

**ELECTRICAL:**

110/1/60, 200 watt, 1.65 amps, motorized B.I. impeller, std.

**PRE-FILTERS:**

(1) 1" Polyester, std.

**MAIN FILTERS:**

- (1) 4" MERV 14, washable synthetic, std. (12.0 L x 12.0 T x 4.0 D)
- (1) 4" MERV 15, washable synthetic, opt. (12.0 L x 12.0 T x 4.0 D)
- (1) 4" 99.97% HEPA, opt. (12.0 L x 12.0 T x 4.0 D)

**OPTIONS:**

- Suspension mount
- Leg kit
- Pressure gauge kit indicates filter changes

**FIRE SUPPRESSION:** Equipment provided by others

**NOTES:**

THE DEVICE DEPICTED AND DESCRIBED HEREON EMBODIES PROPRIETARY INFORMATION OWNED BY AIRFLOW SYSTEMS, INC. ALL DESIGN, MANUFACTURING, REPRODUCTION, SALES, AND PATENT RIGHTS REGARDING THIS DEVICE OR DRAWING ARE RESERVED EXCEPT WHERE EXPLICIT RIGHT IS GRANTED IN WRITING.

**Diversified Air Systems, Inc.**  
**Phone: 800-264-8958**

|                  |                                    |
|------------------|------------------------------------|
| DRAWN BY<br>CB   | TITLE<br>MODEL MPH 1.5             |
| DATE<br>10-19-07 | DRAWING NO.<br>MPH1_5SPC (84-4391) |
| SCALE            |                                    |